



The Parents' Guide to Google Classroom

What is Google Classroom?

Think of Google Classroom (GC)
as your child's digital link to learning.

Teachers use GC to share assignments,
homework, newsletters, and much more
with students AND parents!

Getting Started



Your child was provided with a secure login and password that is unique to them.

Check with his/her teacher to obtain this private information.

Getting Started



1

Click on the [Google Chrome](#) browser icon.

If you don't have this use your preferred browser.

Getting Started

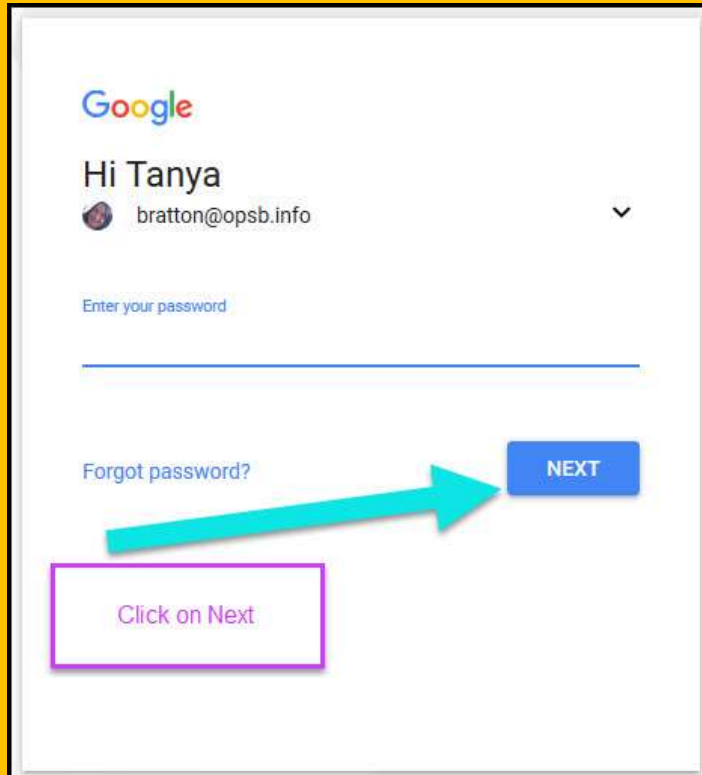


2

Type
classroom.google.com

into your web
address bar.

Getting Started



3

Type in your child's **Google Email address** (user email@loxford.london) & click "**next.**"

Getting Started

Google

Hi Tanya
bratton@opsb.info

Enter your password

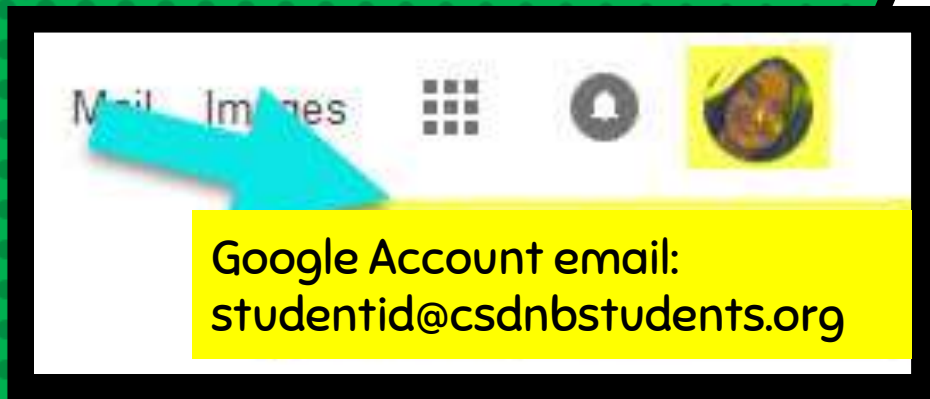
Forgot password?

NEXT

Click on Next

4

Type in your
PASSWORD
& click "next."

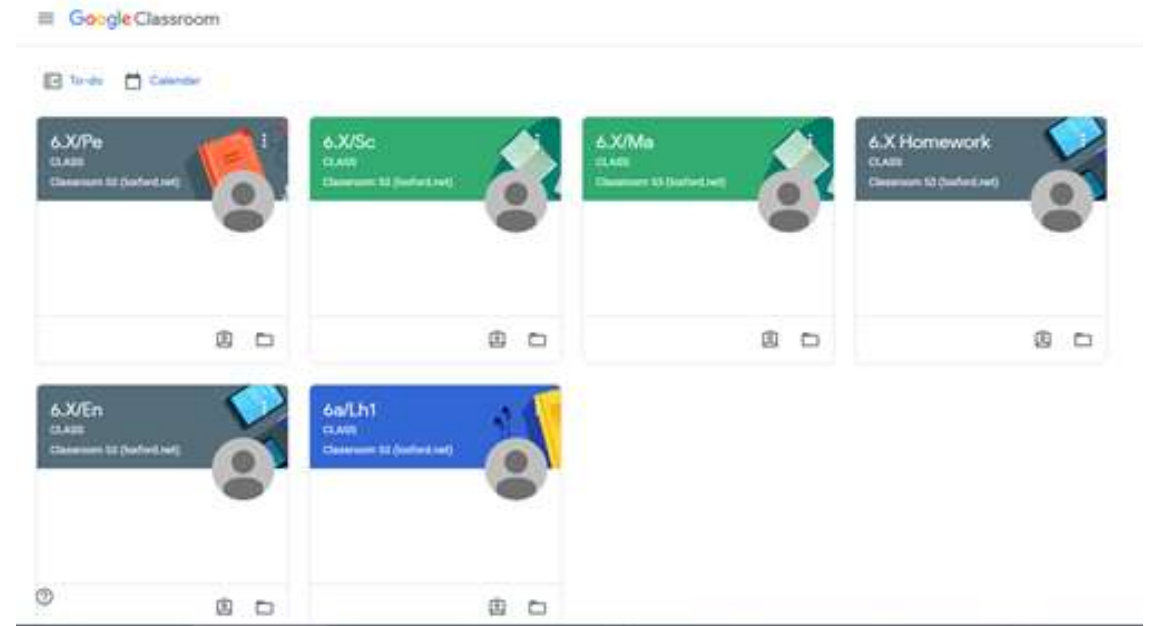


NOW YOU'LL SEE
that you are signed in to
your Google Classroom
account!

Navigating Classroom

1

Click on the class you wish to view.

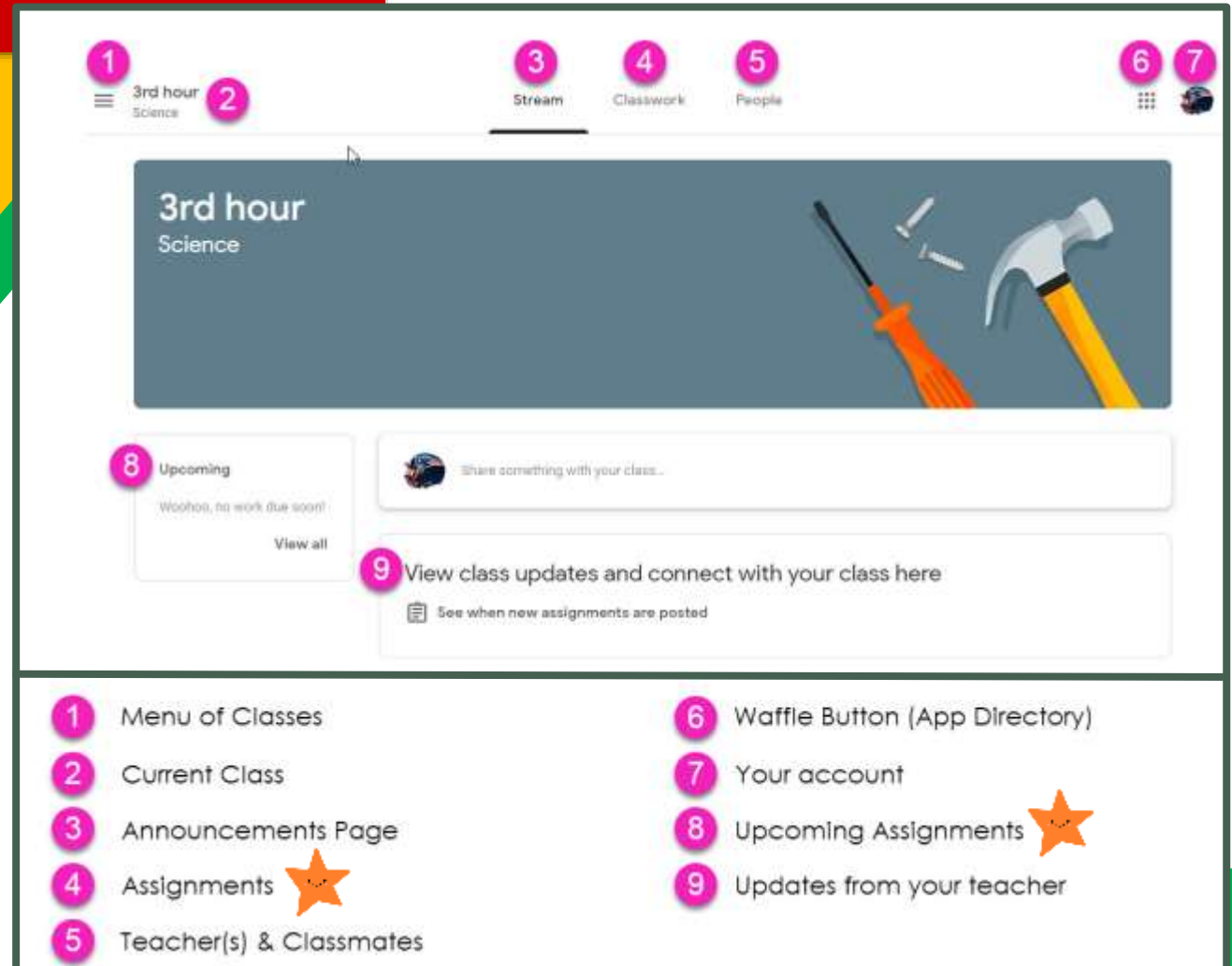


Navigating Classroom



 = High Interest for Parents

2

Page tools
(Left side)



The screenshot shows a Classroom page for '3rd hour Science'. At the top, there are navigation tabs: '3rd hour Science' (1), 'Stream' (3), 'Classwork' (4), and 'People' (5). On the right side, there are icons for 'App Directory' (6) and 'Your account' (7). The main content area features a header with the class name and a background image of tools. Below the header, there is an 'Upcoming' section (8) with a post about a deadline and a 'View all' link. To the right of this is a text input field for sharing with the class. Below the input field is a section (9) for viewing class updates and connecting with the class, including a checkbox for 'See when new assignments are posted'. At the bottom, a legend explains the numbered callouts: 1. Menu of Classes, 2. Current Class, 3. Announcements Page, 4. Assignments (marked with a star icon), 5. Teacher(s) & Classmates, 6. Waffle Button (App Directory), 7. Your account, 8. Upcoming Assignments (marked with a star icon), and 9. Updates from your teacher.

- 1 Menu of Classes
- 2 Current Class
- 3 Announcements Page
- 4 Assignments 
- 5 Teacher(s) & Classmates
- 6 Waffle Button (App Directory)
- 7 Your account
- 8 Upcoming Assignments 
- 9 Updates from your teacher

Navigating Classroom

3

Assignment details

The screenshot displays the Classroom interface for a class. At the top, there are tabs for 'Stream', 'Classwork' (1), and 'People' (4). Below the tabs, there are links for 'View your work' (2), 'Google Calendar' (3), and 'Class Drive folder'. The main content area is divided into sections: 'All topics' (5) with a list of 'Benchmark Tests', 'Daily Lesson Files', 'Assessments', 'Back to School', and 'Resources'. The 'Benchmark Tests' section shows 'STAR Math Benchmark Test - BOY' with a due date of 'Due Sep 3'. The 'Daily Lesson Files' section shows an assignment titled 'For the Week of September 2 - 6' (7) with a due date of 'Due Today' (8) and a status of 'Assigned' (9). Below the assignment title, there is a list of days and topics: 'Monday - NO SCHOOL (Labor Day)', 'Tuesday - Multistep Equations (Also STAR Math Benchmark)', 'Wednesday - Variables on Both Sides', 'Thursday - Infinite & No Solution Equations', and 'Friday - Algebraic Proportions'. There are four PDF files attached: 'Day 1 - Multistep Equatio...' (10), 'Day 2 - Variables on Both...' (10), 'Day 3 - Infinite & No Solu...' (10), and 'Day 4 - Algebraic Propor...' (10). At the bottom, there is a 'View Assignment' (11) button.

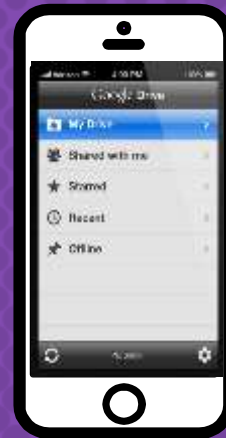
1	Classwork Tab	5	Topics available	9	Assignment Status
2	See your Grades	6	Topic Headings	10	Attached files/links
3	See Due Dates	7	Assignment Title	11	Click to view assignment
4	View your files	8	Assignment Due Date		

ACCESS

ANYWHERE



ANDROID



IPHONE



TABLET



DESKTOP



GOOGLE APPS

allow you to edit Google assignments from any device that is connected to the internet!



Download on the
App Store



GET IT ON
Google Play

QUESTIONS?



Contact the primary school
office